



Gas Markets

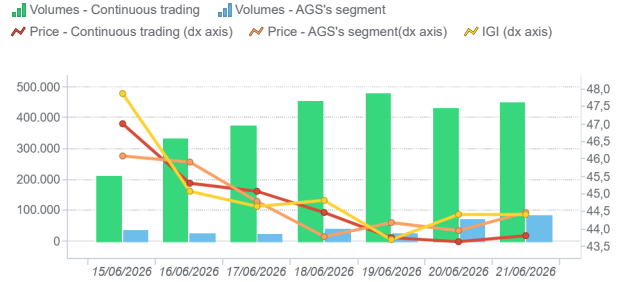
Week n° 25 from 15/06/2026 to 21/06/2026

Day-Ahead Gas Market (MGP-GAS)

	Average price (€/MWh)	Change Price	Minimum price	Maximum price	Total Volumes (MWh)	Volumes change	Daily product	WE Product	WD Product
Continuous trading	44,78	-10,5%	42,50	49,65	2.735.256	24,1%	1.990.704	743.712	840

	Average price (€/MWh)	Change price	Minimum price	Maximum price	Total Volumes (MWh)	Volumes change	Purchases SRG (MWh)	Sales SRG (MWh)
AGS's segment	44,75	-10,3%	43,80	46,10	307.416	19,1%	286.560	83.376

MGP - Volumes (MWh) and Price (€/MWh)

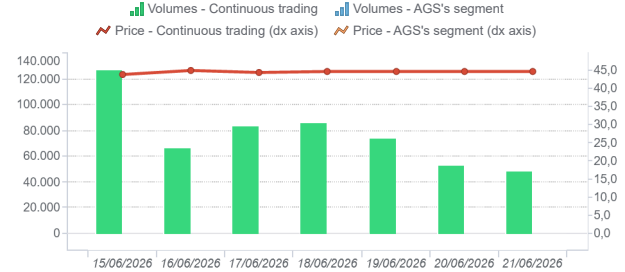


Intra-Day Gas Market (MI-GAS)

	Average price (€/MWh)	Change Price	Minimum price	Maximum price	Total Volumes (MWh)	Volumes change
Continuous trading	44,50	-8,2%	41,00	46,39	534.144	5,2%

	Average price (€/MWh)	Change price	Minimum price	Maximum price	Total Volumes (MWh)	Volumes change	Purchases SRG (MWh)	Sales SRG (MWh)
AGS's segment	-	-	-	-	-	-	-	-

MI - Volumes (MWh) and Price (€/MWh)



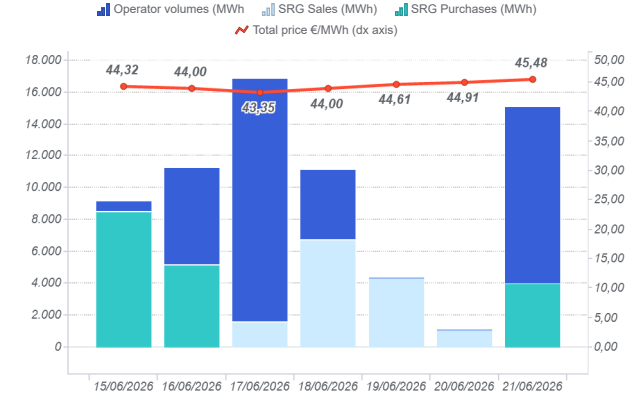
Market for the trading of gas stored (MGS-GAS)

	Week 24	Week 25
Price €/MWh (1)		
Snam Stoccaggio (Stogit Adriatica)		
Snam Stoccaggio (Stogit)	48,80	44,38
Total	48,80	44,38

	Week 24	Week 25
Volumes MWh		
Snam Stoccaggio (Stogit Adriatica)	0	0
Snam Stoccaggio (Stogit)	67.130	68.421
Totale	67.130	68.421

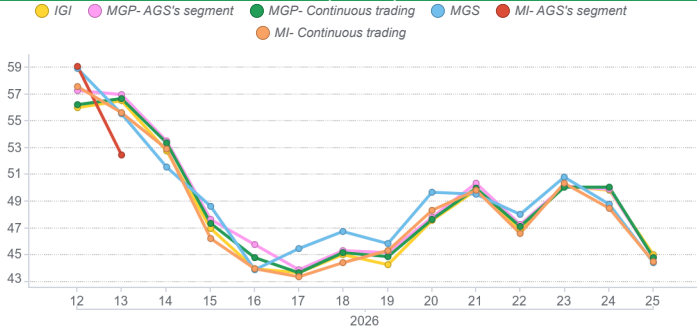
	Week 24	Week 25
SRG. Activity MWh		
Purchases	17.764	17.445
Balancing (2)	17.764	17.445
Other purchases (3)		
Sales	24.544	13.456
Balancing (2)	24.544	13.456
Other purchases (3)		

Market for the trading of gas stored (MGS-GAS)

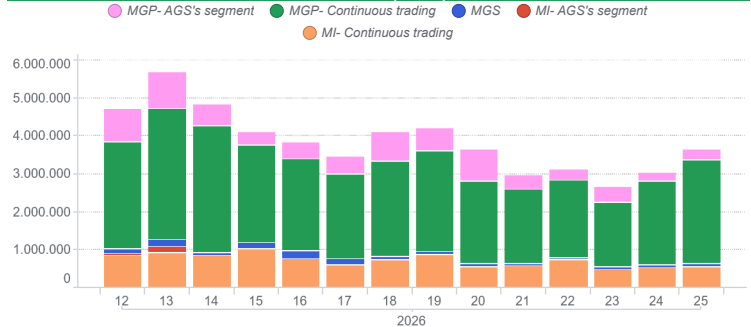


1) The Total price is calculated as a weighted average price for the total volumes exchanged in each storage system.
 2) To securely manage any expected deviations between overall network injections and withdrawals pursuant to Art. 2.5 of Annex A, AEEGSI's Resolution 312/2016/R/gas
 3) Stored gas trades by Snam Rete Gas (SRG) not included in "Balancing"

Prices (€/MWh)



Volumes (MWh)



Forward Gas Market (MT-GAS)

Prodotto	Minimum price (€/MWh)	Maximum price (€/MWh)	Check price*	Check price change (%)	Trades	Volumes (MWh/g)	OTC Registrations	OTC Volumes	Volumes Tot	Change %	Open position (MWh)*	Open position (MWh/g)*
M-2026-07			51,46	0,0%	0,00	0,00	0,00	0,00	0,00	0,0%	0,00	0,00
M-2026-08			49,45	0,0%	0,00	0,00	0,00	0,00	0,00	0,0%	0,00	0,00
Q-2026-03			48,46	0,0%	0,00	0,00	0,00	0,00	0,00	0,0%	0,00	0,00
Q-2026-04			49,37	0,0%	0,00	0,00	0,00	0,00	0,00	0,0%	0,00	0,00
Q-2027-01			52,25	0,0%	0,00	0,00	0,00	0,00	0,00	0,0%	0,00	0,00
Q-2027-02			40,01	0,0%	0,00	0,00	0,00	0,00	0,00	0,0%	0,00	0,00
WS-2026/2027			51,75	0,0%	0,00	0,00	0,00	0,00	0,00	0,0%	0,00	0,00
SS-2027			37,19	0,0%	0,00	0,00	0,00	0,00	0,00	0,0%	0,00	0,00
CY-2027			39,13	0,0%	0,00	0,00	0,00	0,00	0,00	0,0%	0,00	0,00
BoM-2026-06			50,33	3,1%	0,00	0,00	0,00	0,00	0,00	0,0%	0,00	0,00
M-2026-09			49,67	0,0%	0,00	0,00	0,00	0,00	0,00	0,0%	0,00	0,00

*Referred to the last session of the week